


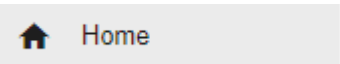
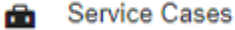
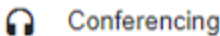


## Cockpit icons

### Content:

### Icons description of the Customer Cockpits

| My rConnect icons - Customer cockpit cockpit   |   |
|--|---|
| <br><b>CUSTOMER</b> |   |
|                   | <p>Once you click on  it expands or reduces the left margin.</p> <ul style="list-style-type: none"> <li>- Expand: Possible to read the name of each functionality</li> <li>- Reduce: Small left margin where only icons could be seen.</li> </ul> |
|                   | <p><b>Home:</b> To display the homepage</p>   |
| <p><b>SERVICE</b><br/>Service Cases, Conferencing</p>  |  <p><b>Services cases :</b> ticketing tool - where all the service issues of the customer will be seen and may be handled.</p>   |
|  |  <p><b>Conferencing :</b> Tools to be able to communicate with FSE and external people.</p>  |

|   |                   |  |
|---|-------------------|--|
| <p><b>DIGITAL SHOPFLOOR</b><br/>Assets, Documents &amp; Media, Facilities</p> | Assets            | <p><b>Assets</b> : Division of the machines into sub-groups called "Assets", allowing the grouping of the machines to be seen. Grouping operation to be performed by the customer.</p>   |
|   | Documents & Media | <p><b>Documents &amp; media</b>: List of documentation assigned to the machine. Possibility of attaching certain types of documents.</p>   |
|   | Facilities        | <p><b>Facilities</b>: machine list and how the customer's workshop is grouped. Task performed by the client.</p>   |
| <p><b>APP STORE</b><br/>Apps</p>  | Apps              | <p><b>Apps</b>: Specific location where all My rConnect apps are stored. Simply select the Apps that need your attention the most and upload them to your My rConnect portal.</p>  |
| <p><b>ADMINISTRATION</b><br/>Settings, Help</p>                               | Settings          | <p><b>Settings</b>: Page reserved for the modification of the parameters, according to the rights granted to the person connected, certain things exist such as the modification of the colours of the platform, the addition of a personal icon of company, the management of the accounts for the access to the platform as well as the embedded help of the platform.</p> |
|   | Help              | <p><b>Help</b>: On-board help for the My rConnect platform.</p>  |